



33S FTTH SPLICER

Portable Splicing Machine

- *Simultaneous fiber stripping*
- *Simultaneous fiber cleaving*
- *Simultaneous fiber setting*
- *Removable battery*
- *Light Weight*
- *Handy Splicer*
- *Movable Touch LCD monitor*

Fujikura 33S

Single Fiber Fusion Splicer
Active V-Groove Alignment

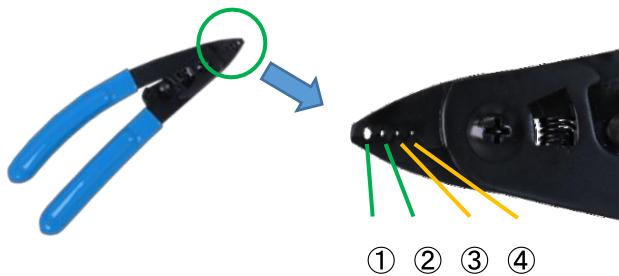
Faster operation

■ Simultaneous fiber preparation

Fiber preparation, stripping, cleaving, and setting in the splicer usually needs repeating separately for both left and right-side fibers. The 33S process does away with that and enables simultaneous fiber preparation thanks to the new SS05 double fiber stripper, the new AD-16A fiber adapter for the CT16 cleaver and the clever set plate mechanism of the 33S itself.

● Simultaneous fiber stripping


The SS05 fiber stripper is equipped with four blades: ① for 2mm/3mm, ② for 900 μ m, ③④ for 250 μ m fibers. Using blades ③ & ④ allows simultaneous stripping of 250 μ m fibers.



Fiber Stripper SS05

● Simultaneous fiber cleaving


The new AD-16A fiber adapter for the CT16 cleaver is equipped with two grooves. Placing one fiber in each groove provides simultaneous cleaving.



Optical Fiber Cleaver CT16

● Simultaneous fiber setting

Previous fusion splicers required two-handed operation to close fiber clamp and hold the fiber. Thanks to a new clamp mechanism, the 33S close with fiber setting and provides one-handed fiber setting and simultaneous fiber setting.



■ Faster heating time

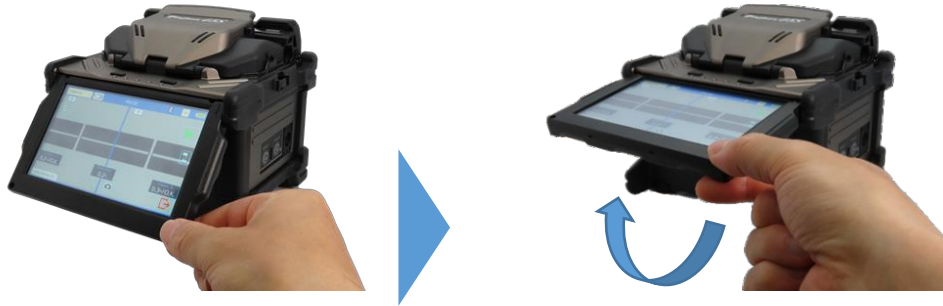
The heater for shrinking the reinforcing sleeve is designed to heat the reinforcing sleeve between two heaters in the front and rear. It shortens 15% of the heating time in case of using FP-03 sleeve.



User-friendly design

■ Movable LCD monitor

The 33S is equipped with a movable 4.95-inch color LCD monitor to ensure optimum visibility in a range of conditions, even when outside under direct sunlight.




■ Removable battery

The removable battery makes replacement easy and convenient.



■ Smaller footprint

The cube shape provides a reduced base area while also giving the user a large operating space.



■ Faster fiber transportation time

The 43S is equipped with a mechanism linking the wind protector and fiber clamp so when you open wind protector, the fiber clamps opens automatically.

The 43S is also equipped with retention clamps which are reputed by our conventional fusion splicer models. The retention clamps prevent the fiber from jumping out after the fiber clamps are opened.

These mechanisms work in tandem to provide easy fiber handling and a reduction in the time it takes to transfer the fiber to the heater.

Previous Model

43S



■ Carrying Case CC-44

The configurable 33S carrying case provides various usage configurations.



33S Specifications

Item	Specification	
Fiber alignment method	Active clad alignment	
Fiber count can be spliced	Single fiber	
Applicable fiber	Fiber type	Single mode optical fiber Multi mode optical fiber
	Cladding dia.	Approx. 125µm
Applicable coating	Sheath clamp	Coating dia. : Max. 3000µm Cleave length : 5 to 16mm *1
		Splice loss *2
ITU-T G.651 : Avg. 0.01dB		
ITU-T G.653 : Avg. 0.05dB		
ITU-T G.655 : Avg. 0.05dB		
ITU-T G.657 : Avg. 0.03dB		
Applicable Protection sleeve	Splice time *3	SM FAST mode : Avg. 6 to 7sec.
	Sleeve type	Heat shrinkable sleeve
	Sleeve length	Max. 66mm
Sleeve heat performance	Sleeve dia.	Max. 6.0mm before shrinking
	Heat time *4	60mm mode : Avg. 15 to 22sec.
		60mm slim mode : Avg. 15 to 17sec.
Fiber tensile test force	Approx. 2.0N	
Electrode life *5	Approx. 6,000 splices	
Physical description	Dimensions W	Approx. 131mm without projection
	Dimensions D	Approx. 123mm without projection
	Dimensions H	Approx. 121mm without projection
	Weight	Approx. 1.4kg including battery
Environmental condition	Temperature	Operate: -10 to 50 °C Storage: -40 to 80 °C
		Humidity
	Altitude	
	AC adaptor	Input
Battery pack		Type
	Output	Approx. DC14.4V, 3190mAh
	Capacity *6	60mm mode: Approx. 200 splice and heat cycles
		60mm slim mode : Approx. 230 splice and heat cycles
Temperature	Recharge: 0 to 40 °C Long Term Storage : -20 to 30 °C	
Battery life *7	Approx. 500 recharge cycles	
Display	LCD monitor	TFT 4.95 inches with touch screen
	Magnification	Approx. 132 to 300x
Illumination	V-grooves	LED lamp
Interface	PC	USB2.0 Mini B type
	External LED lamp	USB2.0 A type Approx. DC5V, 500mA
Data storage	Splice mode	100 splice modes
	Heat mode	30 heat modes
	Splice result	20,000 splices
	Splice image	100 images
Screw hole for tripod		1/4-20UNC
Other features	Reference guide	PDF file stored in splicer
	Sheath clamp	Open with/without Wind Protector
		Close with fiber setting
		Easy sleeve positioning clamp
Electrode	Replaceable without tool	

33S Standard package

Item	Model	Qty
Clad Alignment Fusion Splicer	33S	1 pc
(1) Battery Pack *	BTR-17	1 pc
(2) AC Adapter	ADC-21	1 pc
(3) AC Power Cord	ACC-08, 09, 10, 11 or 12	1 pc
(4) USB Cable	USB-01	1 pc
(5) Electrodes, for spare	ELCT2-16B	1 pair
(6) Carrying Case	CC-44	1 pc
(7) PC Setting Guide	SG-09-E	1 pc
(8) Warning and Cautions	WAC-02-E	1 pc
(9) Splice Test Report		1 pc
(10) Instructional Manual	M-CT16-E	1 pc
(11) Quick Reference Guide	QRG-08-E, C or J	1 pc
Single Fiber Stripper	SS05	1 pc
Optical Fiber Cleaver	CT16	1 pc
(1) Fiber Scrap Collector	FBD-06	1 pc
(2) Fiber Setting Plate	AD-16A	1 pc
(3) Hexagonal Wrench	HEX-01	1 pc

* Please follow IATA regulation when shipping the battery by air

33S Options

Item	Model	Remarks
Fiber Holder	FH-70-200	200µm coating diameter
	FH-70-250	250µm coating diameter
	FH-70-900	900µm coating diameter
	FH-FC-20	900µm in 2mm diameter cable
	FH-FC-30	900µm in 3mm diameter cable
Sheath Clamp	CLAMP-S35B	900µm loose buffer cable
Fiber holder set plate	SP-04	Fiber holder set base
Transfer Clamp	CLAMP-DC-12	Transferring drop cable on work tray
Protection sleeve	FP-03	60mm, Max. 900µm coating diameter
	FP-03(L=40)	40mm, Max. 900µm coating diameter

Please visit our web site!

<https://arctos.gr/>

Tel: +302621505151



ARCTOS

10 Manolopoulou str., 27131 – Pyrgos Ilias, Greece
Tel.: +30 2621505151 - e-mail: info@arctos.gr